

### GENERAL NOTES

- ALL BUILDING ELEVATIONS (IN FEET) REFERENCED TO THE BOROUGH PRESIDENTS OF MANHATTAN DATUM.
- ALL ELEVATION MARKS REFER TO FINISH FLOOR, UNO.
- FOR GENERAL NOTES, BUILDING DEPARTMENT NOTES, AND CLARIFICATION OF THE WORK NOTES REFER TO SHEET G-001.
- FOR ARCHITECTURAL ABBREVIATIONS, LEGEND OF SYMBOLS & MATERIALS, AND MOUNTING HEIGHTS REFER TO SHEET G-002.
- REFER TO G-010-G-015 FOR ENCLOSURE GEOMETRY SETOUT.
- FOR PARTITION TYPES REFER TO A-700, 701 AND 702.
- FOR DOOR SCHEDULE REFER TO A-710, 711 AND 712.
- FOR REFLECTED CEILING PLANS SEE A-400 SERIES DRAWINGS. IF RCP IS NOT PROVIDED SEE MEP/FPA/SEC/TEL SERVICE DRAWINGS FOR LOCATIONS OF ALL CEILING/WALL MOUNTED DEVICES.
- ALL METAL FABRICATIONS LOCATED WITHIN MECHANICAL FLOORS, PARTS AND ROOF TO BE COORDINATED WITH MEP DISTRIBUTION AND EQUIPMENT INCLUDING "AS BUILT" CONDITION.
- FRAMING FOR ALL METAL FABRICATIONS TO BE COORDINATED WITH BASE BUILDING STRUCTURAL FRAMING INCLUDING "AS BUILT" CONDITION.
- LOUVER AREA AT MECHANICAL FLOORS TO BE MINIMIZED BASED ON COORDINATION WITH MECHANICAL CONTRACTOR.
- CONTRACTOR TO COORDINATE ALL AREAS DESIGNATED AS SCR OR WITH THE STRUCTURAL DRAWINGS. OPEN AREAS ARE TO BE PROVIDED ONLY AT CLEAR OPENINGS. SCREENS ARE TO BE CLOSED OFF AT AREAS PARTIALLY OVERLAPPED BY CONCRETE BEAMS, COLUMNS, WALLS, ETC.
- SEE MECHANICAL DWG'S FOR INTERIOR LOUVERS NET FREE AREA. SEE D1/A586.

### SHEET NOTES

- REFER TO A-132 FOR TYPICAL CORE DIMENSIONS AND PARTITION TYPES UNLESS OTHERWISE NOTED.
- ENGINEERED STUDS TO BE USED ON TRANSFER FLOORS L 40, 50, 60, FOR PARTITIONS M, CA, D8, K2, K4, L3, L11, N2, N4, O, X2, X4.
- 18 GAUGE FLAT STOCK BLOCKING TO BE PROVIDED AT KITCHEN CABINERY, TYP.
- 20" X 5'-6" 20 GAUGE BACKING PLATE TO BE INSTALLED BETWEEN STUDS AT UNIT ENTRY DOORS, TYP.
- REFER TO 9/A-822 FOR REINFORCING AND MOUNTING DIAGRAMS FOR ALL CLOSETS INCLUDING WALK-IN CLOSETS.
- REFER TO A-380 SERIES FOR BATHROOM TYPES.
- REFER TO A-390 SERIES FOR KITCHEN TYPES.
- 18 GAUGE FLAT STOCK BLOCKING AND 12" O.C. STUDS TO BE PROVIDED AT KITCHEN CABINERY, TYP.
- 20" X 5'-6" 20 GAUGE BACKING PLATE TO BE INSTALLED BETWEEN STUDS AT UNIT ENTRY DOORS, TYP.

### KEY NOTES

- PROVIDE FLOOR TO UNDERSIDE OF SLAB VERTICAL STUDS TO SUPPORT SIDES OF RECESSED TANK AT ALL WALL HUNG POWDER ROOM TOILETS.
- PROVIDE 18 GA REINFORCING FROM 3'-0" AFF TO FINISH CEILING AT ALL KITCHEN CABINERY WALLS AS WELL AS 12" O.C. STUD SPACING.
- HSS TUBE FOR VANITY SUPPORTS, TYP. REFER TO A-935 SERIES.
- SHELVING ABOVE, REFER TO 14/A-822.

### FINISH SCHEDULE

NAME	FLOOR	BASE	WALL	CEILING
BEDROOM	WDF09	5/A-822	PT20	PT24
GREAT ROOM	WDF09	5/A-822	PT20	PT24
BREAKFAST ROOM/KIT.	WDF09	5/A-822	PT20	PT24
LIBRARY	WDF09	5/A-822	PT20	PT24
MEDIA ROOM	WDF09	5/A-822	PT20	PT24
FITNESS ROOM	WDF09	5/A-822	PT20	PT24
DINING ROOM	WDF09	5/A-822	PT20	PT24
WIC	WDF09	5/A-822	PT20	PT24
W/D AND UTILITY ROOM	CT11	5/A-822	PT20	PT24
MECH. CLOSET	CT11	CT11	PT20	-
CLOSET	WDF09	-	PT20	PT24
AV	WDF09	-	PT20	PT24

\*REFER TO 6/A-822 FOR WDF09 BUILD UP  
 \*\*ALL EXPOSED CONCRETE COLUMNS TO BE FINISHED WITH PLATE AND BASE PER 5/A-822

### EXTERIOR WALL ANNOTATION LEGEND

SB: SHADOW BOX  
 SB/SB: SHADOW BOX LOWER PANEL / SHADOW BOX UPPER PANEL  
 SB/L: SHADOW BOX LOWER PANEL / VISION GLASS UPPER PANEL  
 SCR OP: OPEN (ACTIVE) INTAKE/EXHAUST SCREEN  
 SCR CL: CLOSED (INACTIVE) SCREEN  
 LVR OP: OPEN (ACTIVE) INTAKE/EXHAUST LOUVER  
 LVR CL: CLOSED (INACTIVE) LOUVER  
 TRV: TRICKLE VENT  
 OPW: OPERABLE VENT  
 AUT OPW: MOTORIZED VENT  
 KM: KISS MULLION  
 DR: DOOR  
 LVR03: LOUVER - REFER TO SPECIFICATION

**68TH FLOOR PLAN - RESIDENTIAL (MKTG 90)**

**A-168.01**  
78 of 461

OWNER: TO PROVIDE ADAPTABLE HARDWARE FOR OPERABLE VENTS AT RESIDENTIAL UNITS AS REQUIRED BY THE 2014 NYC BUILDING CODE AND ANSI A117.

**35 HUDSON YARDS**  
560 WEST 33RD STREET  
NEW YORK, NY

**RELATED**  
 Related Companies  
 60 Columbus Circle  
 New York, NY 10023  
 ARCHITECT / STRUCTURAL ENGINEER

**SOM**  
 Skidmore, Owings & Merrill LLP  
 14 Wall Street, New York, NY 10005  
 MEP ENGINEER

**Jaros, Baum & Bolles**  
 80 Pine Street  
 New York, NY 10005  
 CIVIL ENGINEER

**Philip Habib & Associates**  
 102 Madison Avenue, 11th Floor  
 New York, NY 10016  
 FACADE MAINTENANCE

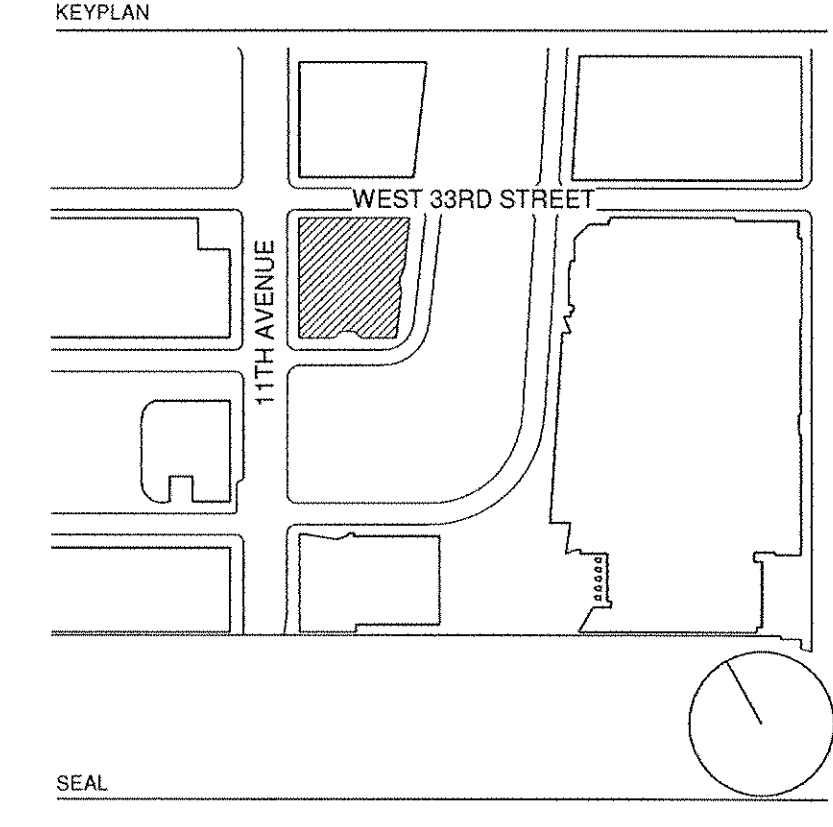
**Entek Engineering, LLC**  
 165 Ames Street  
 Hackensack, NJ 07601  
 VERTICAL TRANSPORTATION

**Jenkins & Huntington, Inc.**  
 1251 Avenue of the Americas, Suite 920  
 New York, NY 10020  
 ACCIDENTAL ENGINEERING

**Longman Lindsey**  
 1410 Broadway, Suite 508  
 New York, NY 10018  
 HOTEL DESIGN ARCHITECT

**Stonehill & Taylor Architects, PC**  
 31 W 27th Street, 5th Floor  
 New York, NY 10001  
 RESIDENTIAL INTERIOR DESIGN ARCHITECT

**Ismael Leyva Architects**  
 48 West 37th Street  
 New York, NY 10018  
 HOTEL INTERIOR DESIGN ARCHITECT



NO.	DATE	DESCRIPTION
2	15 SEP 2017	ISSUED FOR DOB
1	30 APR 2015	ISSUED FOR DOB

DRAWING TITLE: **68TH FLOOR PLAN - RESIDENTIAL (MKTG 90)**

DRAWING NUMBER: **A-168.01**

78 of 461



**GENERAL NOTES**

- ALL BUILDING ELEVATIONS (IN FEET) REFERENCED TO THE BOROUGH PRESIDENT'S OF MANHATTAN DATUM.
- ALL ELEVATION MARKS REFER TO FINISH FLOOR, UNO
- FOR GENERAL NOTES, BUILDING DEPARTMENT NOTES, AND CLARIFICATION OF THE WORK NOTES REFER TO SHEET G-001.
- FOR ARCHITECTURAL ABBREVIATIONS, LEGEND OF SYMBOLS & MATERIALS, AND MOUNTING HEIGHTS REFER TO SHEET G-002.
- REFER TO G-010-G-015 FOR ENCLOSURE GEOMETRY SETOUT.
- FOR PARTITION TYPES REFER TO A-700, 701 AND 702
- FOR DOOR SCHEDULE REFER TO A-710, 711 AND 712
- FOR REFLECTED CEILING PLANS SEE A-400 SERIES DRAWINGS. IF RCP IS NOT PROVIDED SEE MEP/FFA/SEC/TEL SERVICE DRAWINGS FOR LOCATIONS OF ALL CEILING/WALL MOUNTED DEVICES.
- ALL METAL FABRICATIONS LOCATED WITHIN MECHANICAL FLOORS, SHAFTS AND ROOF TO BE COORDINATED WITH MEP DISTRIBUTION AND EQUIPMENT INCLUDING "AS BUILT" CONDITION
- FRAMING FOR ALL METAL FABRICATIONS TO BE COORDINATED WITH BASE BUILDING STRUCTURAL FRAMING INCLUDING "AS BUILT" CONDITION
- LOUVER AREA AT MECHANICAL FLOORS TO BE MINIMIZED BASED ON COORDINATION WITH MECHANICAL CONTRACTOR
- CONTRACTOR TO COORDINATE ALL AREAS DESIGNATED AS SCOR OP WITH THE STRUCTURAL DRAWINGS. OPEN AREAS ARE TO BE PROVIDED ONLY AT CLEAR OPENINGS. SCREENS ARE TO BE CLOSED OFF AT AREAS PARTIALLY OVERLAPED BY CONCRETE BEAMS, COLUMNS, WALLS, ETC.
- SEE MECHANICAL DWG'S FOR INTERIOR LOUVERS NET FREE AREA. SEE D1A586.

**SHEET NOTES**

- REFER TO A-132 FOR TYPICAL CORE DIMENSIONS AND PARTITION TYPES UNLESS OTHERWISE NOTED.
- ENGINEERED STUDS TO BE USED ON TRANSFER FLOORS L 40, 50, 60, FOR PARTITIONS A4, C4, D9, K2, K4, L5, L11, N2, N4, O, X2, X4
- 18 GAUGE FLAT STOCK BLOCKING TO BE PROVIDED AT KITCHEN CABINETRY, TYP.
- 20" X 5-8" 20 GAUGE BACKING PLATE TO BE INSTALLED BETWEEN STUDS AT UNIT ENTRY DOORS, TYP.
- REFER TO 9/A-422 FOR REINFORCING AND MOUNTING DIAGRAMS FOR ALL CLOSETS INCLUDING WALK-IN CLOSETS.
- REFER TO A-380 SERIES FOR BATHROOM TYPES
- REFER TO A-390 SERIES FOR KITCHEN TYPES
- 18 GAUGE FLAT STOCK BLOCKING AND 12" O.C. STUDS TO BE PROVIDED AT KITCHEN CABINETRY, TYP.
- 20" X 5-8" 20 GAUGE BACKING PLATE TO BE INSTALLED BETWEEN STUDS AT UNIT ENTRY DOORS, TYP.

**KEY NOTES**

- PROVIDE FLOOR TO UNDERSIDE OF SLAB VERTICAL STUDS TO SUPPORT SIDES OF RECESSED TANK AT ALL WALL HUNG POWER ROOM TOILETS
- PROVIDE 18 GA REINFORCING FROM 3'-0" AFF TO FINISH CEILING AT ALL KITCHEN CABINETRY WALLS AS WELL AS 12" O.C. STUD SPACING
- PROVIDE 20 GA REINFORCING AT PARTITION FROM 2'-8" TO FINISH CEILING
- HSS TUBE FOR VANITY SUPPORTS, TYP. REFER TO A-803 SERIES
- SHELVING ABOVE, REFER TO 14/A-822

**FINISH SCHEDULE**

NAME	FLOOR	BASE	WALL	CEILING
BEDROOM	WDF09	5/A-822	PT20	PT24
GREAT ROOM	WDF09	5/A-822	PT20	PT24
BREAKFAST ROOM/KIT	WDF09	5/A-822	PT20	PT24
LIBRARY	WDF09	5/A-822	PT20	PT24
MEDIA ROOM	WDF09	5/A-822	PT20	PT24
FITNESS ROOM	WDF09	5/A-822	PT20	PT24
DINING ROOM	WDF09	5/A-822	PT20	PT24
W/C	WDF09	5/A-822	PT20	PT24
W/D AND UTILITY ROOM	CT11	5/A-822	PT20	PT24
MECH CLOSET	CT11	CT11	PT20	-
CLOSET	WDF09	-	PT20	PT24
AV	WDF09	-	PT20	PT24

**EXTERIOR WALL ANNOTATION LEGEND**

- SB: SHADOW BOX
- SB/SB: SHADOW BOX LOWER PANEL / SHADOW BOX UPPER PANEL
- SB/L: SHADOW BOX LOWER PANEL / VISION GLASS UPPER PANEL
- SCR OP: OPEN (ACTIVE) INTAKE/EXHAUST SCREEN
- SCR C: CLOSED (INACTIVE) SCREEN
- LVR OP: OPEN (ACTIVE) INTAKE/EXHAUST LOUVER
- LVR CL: CLOSED (INACTIVE) LOUVER
- TRV: TRICKLE VENT
- OPW: OPERABLE VENT
- AUT OPW: MOTORIZED VENT
- KM: KISS MULLION
- DR: DOOR
- LVR03: LOUVER - REFER TO SPECIFICATION

**NOTE:** OWNER TO PROVIDE ADAPTABLE HARDWARE FOR OPERABLE VENTS AT RESIDENTIAL UNITS AS REQUIRED BY THE 2014 NYC BUILDING CODE AND ANS I 117.1

**35 HUDSON YARDS**

560 WEST 33RD STREET  
NEW YORK, NY



**Related Companies**  
60 Columbus Circle  
New York, NY 10023

ARCHITECT / STRUCTURAL ENGINEER

**SOM**

**Skidmore, Owings & Merrill LLP**  
14 Wall Street, New York, NY 10005

MEP ENGINEER  
**Jaros, Baum & Bolles**  
80 Pine Street  
New York, NY 10005

PHILIP HABIB & ASSOCIATES  
102 Madison Avenue, 11th Floor  
New York, NY 10016

ENTEK ENGINEERING, LLC  
166 Ames Street  
Hackensack, NJ 07601

JENKINS & HUNTINGTON, INC.  
1251 Avenue of the Americas, Suite 920  
New York, NY 10020

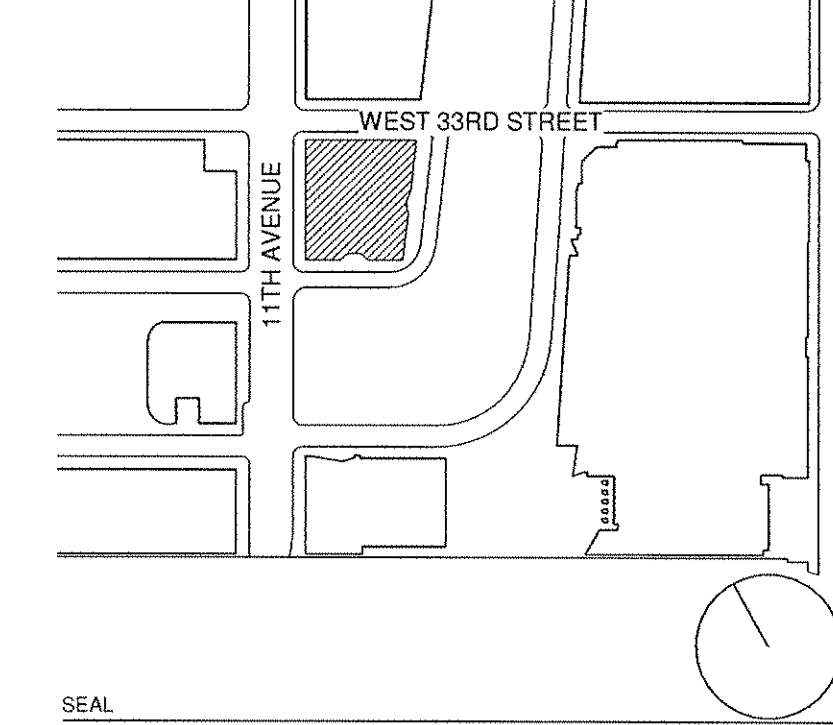
LONGMAN LINDSEY  
1410 Broadway, Suite 508  
New York, NY 10018

STONEHILL & TAYLOR ARCHITECTS, PC  
31 W 27th Street, 5th Floor  
New York, NY 10001

ISMAEL LEYVA ARCHITECTS  
48 West 37th Street  
New York, NY 10018

YABU PUSHBERG  
2F-88 Prince Street  
New York, NY 10012

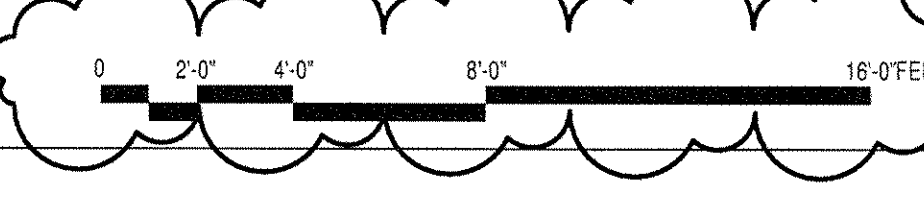
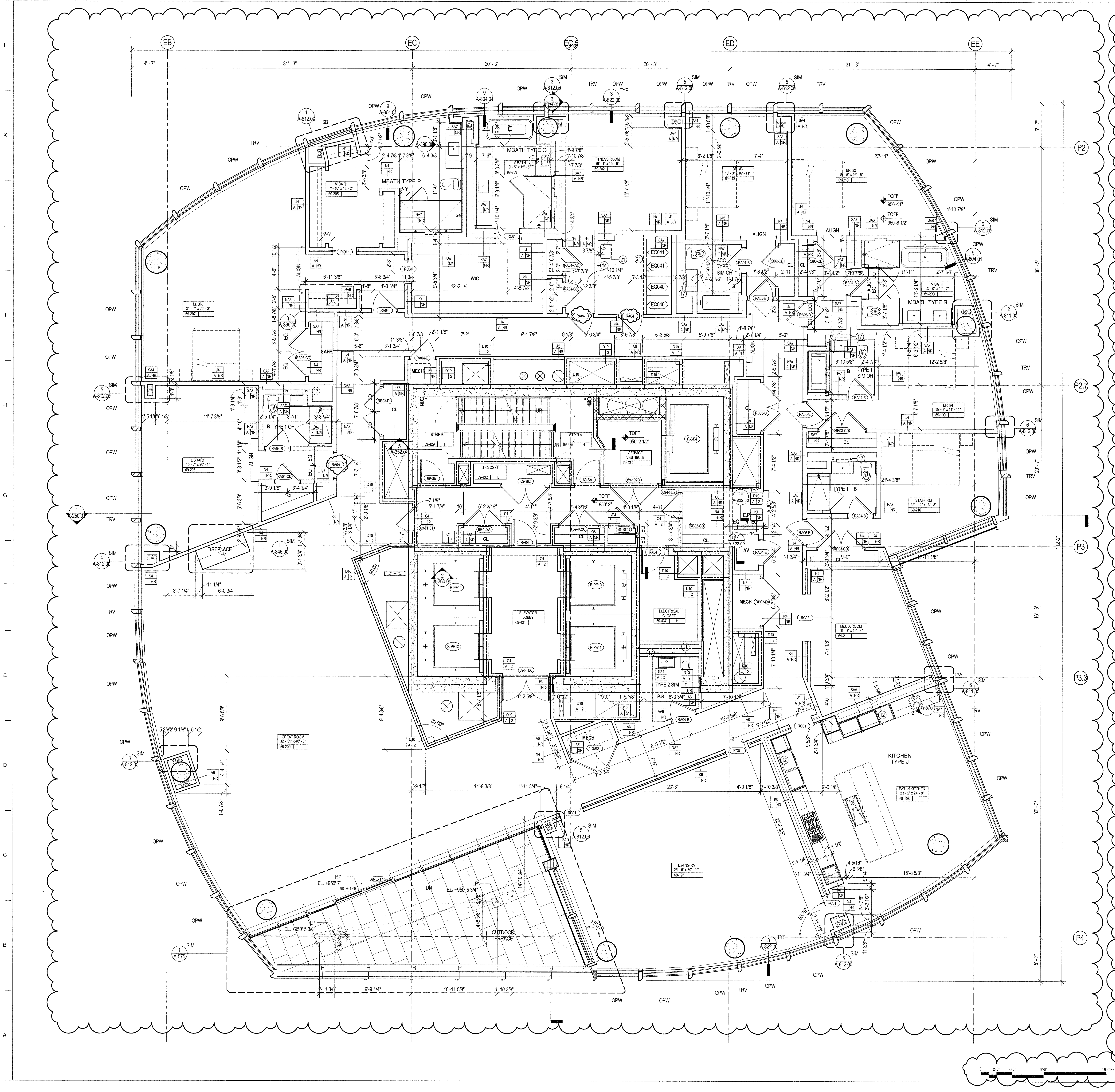
INGRAO  
17 East 64th Street  
New York, NY 10065



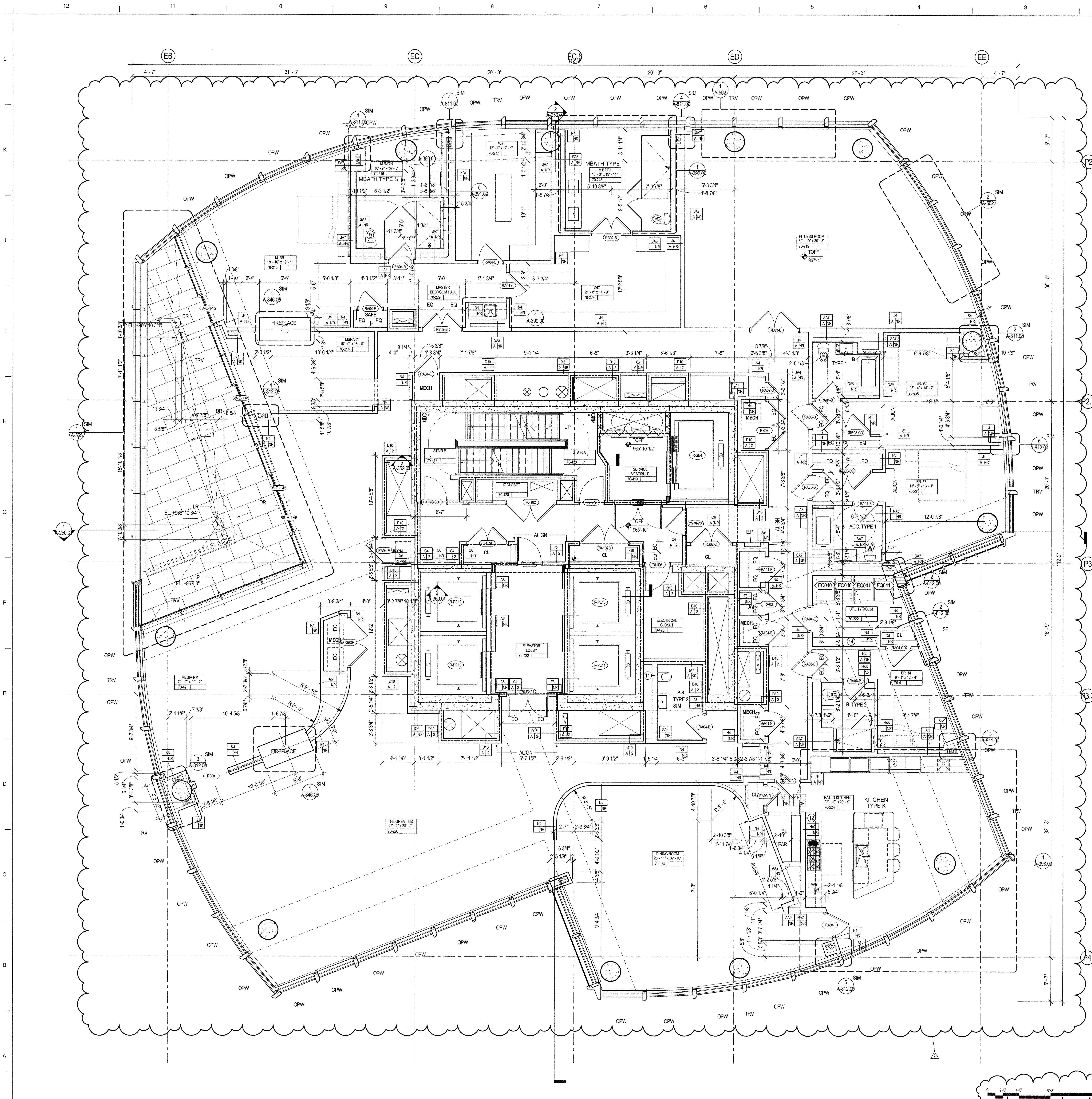
NO.	DATE	DESCRIPTION
1	15 SEP 2017	ISSUED FOR OOB
2	20 APR 2019	ISSUED FOR OOB

**69TH FLOOR PLAN - RESIDENTIAL (MKTG 91)**

**A-169.01**  
79 of 461







**GENERAL NOTES**

- ALL BUILDING ELEVATIONS (IN FEET) REFERENCED TO THE BOROUGH PRESIDENTS OF MANHATTAN DATUM.
- ALL ELEVATION MARKS REFER TO FINISH FLOOR, UNO.
- FOR GENERAL NOTES, BUILDING DEPARTMENT NOTES, AND CLARIFICATION OF THE WORK NOTES REFER TO SHEET G-01.
- FOR ARCHITECTURAL ABBREVIATIONS, LEGEND OF SYMBOLS & MATERIALS, AND MOUNTING HEIGHTS REFER TO SHEET G-02.
- REFER TO G-010-G-015 FOR ENCLOSURE GEOMETRY SETOUT.
- FOR PARTITION TYPES REFER TO A-700, 701 AND 702.
- FOR DOOR SCHEDULE REFER TO A-710, 711 AND 712.
- FOR REFLECTED CEILING PLANS SEE A-400 SERIES DRAWINGS. IF RCP IS NOT PROVIDED SEE MEP/F/FA/SEC/TEL SERVICE DRAWINGS FOR LOCATIONS OF ALL CEILING/WALL MOUNTED DEVICES.
- ALL METAL FABRICATIONS LOCATED WITHIN MECHANICAL FLOORS, SHAFTS AND ROOF TO BE COORDINATED WITH MEP DISTRIBUTION AND EQUIPMENT INCLUDING "AS BUILT" CONDITION.
- FRAMING FOR ALL METAL FABRICATIONS TO BE COORDINATED WITH BASE BUILDING STRUCTURAL FRAMING INCLUDING "AS BUILT" CONDITION.
- LOUVER AREA AT MECHANICAL FLOORS TO BE MINIMIZED BASED ON COORDINATION WITH MECHANICAL CONTRACTOR.
- CONTRACTOR TO COORDINATE ALL AREAS DESIGNATED AS SCR OP WITH THE STRUCTURAL DRAWINGS. OPEN AREAS ARE TO BE PROVIDED ONLY AT CLEAR OPENINGS. SCREENS ARE TO BE CLOSED OFF AT AREAS PARTIALLY OVERLAPPED BY CONCRETE BEAMS, COLUMNS, WALLS, ETC.
- SEE MECHANICAL DWGS FOR INTERIOR LOUVERS NET FREE AREA. SEE D1/A586.

**SHEET NOTES**

- REFER TO A-132 FOR TYPICAL CORE DIMENSIONS AND PARTITION TYPES UNLESS OTHERWISE NOTED.
- ENGINEERED STUDS TO BE USED ON TRANSFER FLOORS L 40, 50, 60, FOR PARTITIONS A4, C4, D8, K2, K4, L8, L11, N2, N4, O, X2, X4.
- 3/8 GAUGE FLAT STOCK BLOCKING TO BE PROVIDED AT KITCHEN CABINETS. TYP.
- 20" X 5" 5/8" 20 GAUGE BACKING PLATE TO BE INSTALLED BETWEEN STUDS AT UNIT ENTRY DOORS. TYP.
- REFER TO 8/A-822 FOR REINFORCING AND MOUNTING DIAGRAMS FOR ALL CLOSETS INCLUDING WALK-IN CLOSETS.
- REFER TO A-380 SERIES FOR BATHROOM TYPES.
- REFER TO A-380 SERIES FOR KITCHEN TYPES.
- 18 GAUGE FLAT STOCK BLOCKING AND 12" O.C. STUDS TO BE PROVIDED AT KITCHEN CABINETS. TYP.
- 20" X 5" 5/8" 20 GAUGE BACKING PLATE TO BE INSTALLED BETWEEN STUDS AT UNIT ENTRY DOORS. TYP.

**KEY NOTES**

- PROVIDE FLOOR TO UNDERSIDE OF SLAB VERTICAL STUDS TO SUPPORT SIDES OF RECESSED TANK AT ALL WALL HUNG POWDER ROOM TOILETS.
- PROVIDE 18 GA REINFORCING FROM 3'-0" UP TO FINISH CEILING AT ALL KITCHEN CABINETS WALLS AS WELL AS 12" O.C. STUD SPACING.
- PROVIDE 20 GA REINFORCING AT PARTITION FROM 2'-8" TO FINISH CEILING.

**FINISH SCHEDULE**

NAME	FLOOR	BASE	WALL	CEILING
BEDROOM	WDF09	5/A-822	PT20	PT24
GREAT ROOM	WDF09	5/A-822	PT20	PT24
BREAKFAST ROOM/KIT.	WDF09	5/A-822	PT20	PT24
LIBRARY	WDF09	5/A-822	PT20	PT24
MEDIA ROOM	WDF09	5/A-822	PT20	PT24
FITNESS ROOM	WDF09	5/A-822	PT20	PT24
DINING ROOM	WDF09	5/A-822	PT20	PT24
WIC	WDF09	5/A-822	PT20	PT24
WID AND UTILITY ROOM	CT11	5/A-822	PT20	PT24
MECH. CLOSET	CT11	CT11	PT20	-
CLOSET	WDF09	-	PT20	PT24
AV	WDF09	-	PT20	PT24


**EXTERIOR WALL ANNOTATION LEGEND**

- SB: SHADOW BOX
- SB/SL: SHADOW BOX LOWER PANEL / SHADOW BOX UPPER PANEL
- SB/L: SHADOW BOX LOWER PANEL / VISION GLASS UPPER PANEL
- SCR OP: OPEN (ACTIVE) INTAKE/EXHAUST SCREEN
- SCR CL: CLOSED (INACTIVE) SCREEN
- LVR OP: OPEN (ACTIVE) INTAKE/EXHAUST LOUVER
- LVR CL: CLOSED (INACTIVE) LOUVER
- TRV: TRICKLE VENT
- OPW: OPERABLE VENT
- AUT OPW: MOTORIZED VENT
- MM: KISS MULLION
- DR: DOOR
- LVR03: LOUVER - REFER TO SPECIFICATION


**NOTE:** OWNER TO PROVIDE ADAPTABLE HARDWARE FOR OPERABLE VENTS AT RESIDENTIAL UNITS AS REQUIRED BY THE 2014 NYC BUILDING CODE AND ANSI A117.1.

**35 HUDSON YARDS**

560 WEST 33RD STREET  
NEW YORK, NY



**Related Companies**  
60 Columbus Circle  
New York, NY 10023



**Skidmore, Owings & Merrill LLP**  
14 Wall Street, New York, NY 10005

**Jaros, Baum & Bolles**  
80 Pine Street  
New York, NY 10005

**Philip Habib & Associates**  
102 Madison Avenue, 11th Floor  
New York, NY 10016

**Entek Engineering, LLC**  
166 Ames Street  
Hackensack, NJ 07601

**Jenkins & Huntington, Inc.**  
1251 Avenue of the Americas, Suite 920  
New York, NY 10020


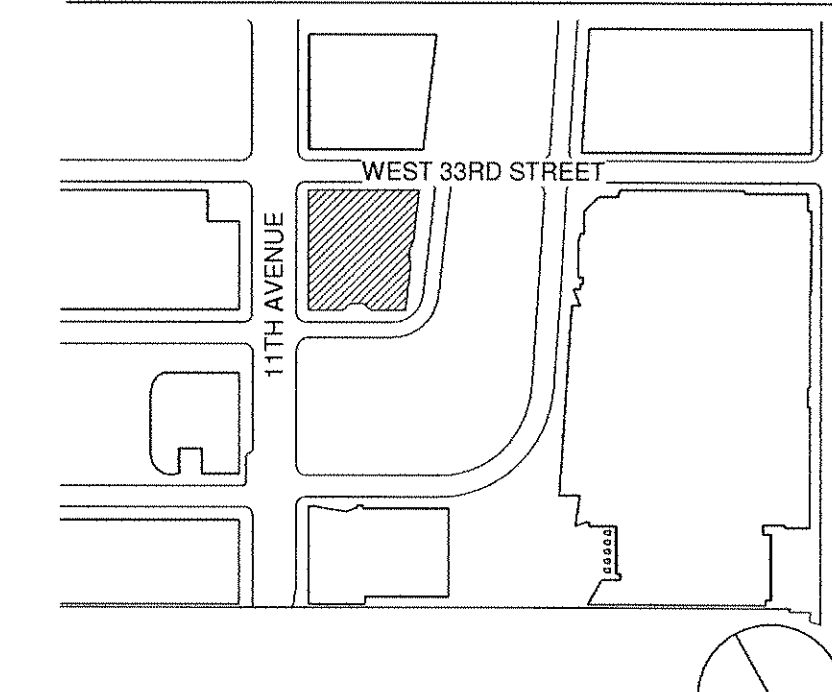
**Longman Lindsey**  
1410 Broadway, Suite 508  
New York, NY 10018

**Stonehill & Taylor Architects, PC**  
31 W 27th Street, 5th Floor  
New York, NY 10001

**Ismael Leyva Architects**  
48 West 37th Street  
New York, NY 10018

**Yabu Pushelberg**  
2F-68 Prince Street  
New York, NY 10012

**Ingrao**  
17 East 64th Street  
New York, NY 10065



NO.	DATE	DESCRIPTION
1	15 SEP 2017	ISSUED FOR DDG
2	30 APR 2018	ISSUED FOR DDG

**70TH FLOOR PLAN - RESIDENTIAL (MKTG 92)**

**A-170.01**  
80 of 461